



District Report Card: 2017


State: Haryana	District: Hisar
Class: 3	Subject: Language
Schools: 61	Students: 1082


Participation/Coverage


Students

<div>GENDER</div> <div></div>	Boys		Girls	
	Number	%	Number	%
	508	46.95	574	53.05

<div>AREA</div> <div></div>	Rural		Urban	
	Number	%	Number	%
	917	84.75	165	15.25

<div>CATEGORY</div> <div></div>	SC		ST		OBC		GEN	
	Number	%	Number	%	Number	%	Number	%
	658	60.81	1	0.09	240	22.18	183	16.91

<div>CWSN</div> <div></div>	LD	VI	HI	S&LD	ID	Oth
	1	12	0	1	0	28

<div>Management</div> <div></div>	Government		Government-aided	
	Number	%	Number	%
	1067	98.61	15	1.39

Average Performance of Students in Language (%)

Overall	Gender		Area		Management		Social Group			
	Male	Female	Rural	Urban	Govt.	Aided	SC	ST	OBC	GEN
64.12	60.46	67.36	64.62	61.37	64.15	62.22	62.22	86.67	68.69	64.85

Performance on Learning Outcomes (LOs)

Learning Outcomes	Description	Average Performance(%)
L304	Reads small texts with comprehension i.e., identifies main ideas, details, sequence and draws conclusions	65.56
L312	Reads printed scripts on the classroom walls: poems, posters, charts etc.	61.24

Range of Performance of Students who Answered Correctly							
Below 30%		30% - 50%		50% - 75%		Above 75%	
Number	%	Number	%	Number	%	Number	%
96	8.87	209	19.32	388	35.86	389	35.95

Lowest Performing Learning Outcomes (LOs)

1 - Reads printed scripts on the classroom walls: poems, posters, charts etc. (61.24)

2 - Reads small texts with comprehension i.e., identifies main ideas, details, sequence and draws conclusions (65.56)